

## Accessing Show My Homework (Satchel-one) from outside of school

### On a PC / Laptop

Browse to the Sherburn High website ([www.sherburnhigh.co.uk](http://www.sherburnhigh.co.uk)). On the home page you will see the following section, click on Show My Homework as highlighted below.



You will be taken to the Show My Homework Calendar Screen, Click **Log in** from the top right



and you will be taken to the login page.

Make sure **Student** is selected and **I already have an account** too.

A screenshot of the login page. At the top, there is a 'Login' heading and a 'Forgot password?' link. Below this are three role selection buttons: 'Staff', 'Parent', and 'Student' (which is highlighted with a yellow box). Underneath are two radio buttons: 'I already have an account' (selected) and 'I don't have an account yet'. There is a text input field containing 'Sherburn High School'. Below that are two more input fields: 'Enter email address or username' and 'Enter password' (both highlighted with yellow boxes). At the bottom is a large blue 'Log in' button.

Enter your school username and password that you would use to access the computers in school.

Once you have access to Show My Homework, you will be able to click into each homework and if the teacher has allowed Online Submission, there will be a **Submit** tab from within the homework.

A screenshot of a homework task page. At the top are three tabs: 'Description' (active), 'Results', and 'Submit'. Below the tabs is a task titled 'set this assignment for group Test - Art'. There are two buttons: a green 'Set on Wed 01 Apr' button and a red 'Due on Tue 07 Apr' button. Below these is a section titled 'Task description' with the text 'Test'.

You will now be able to type a comment to the teacher and upload files to for the teacher to see.

DescriptionResultsSubmitActions

Online homework submission

B U I S [bulleted list] [numbered list] [table icon] [link icon] x<sub>1</sub> x<sup>2</sup>

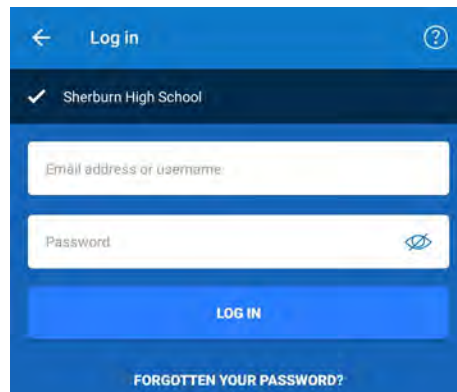
Test

Upload files by dropping them here (100MB)

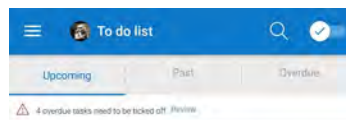
Add attachments

## On a Mobile Device

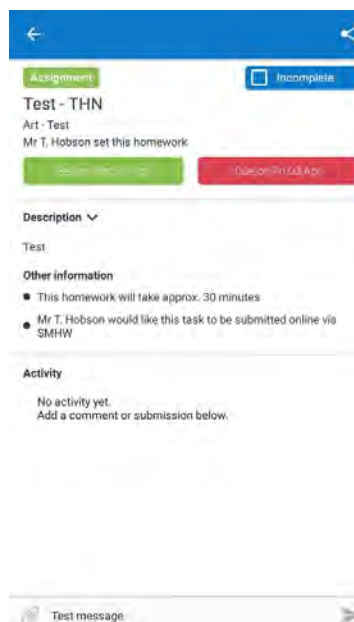
Download the App on to your mobile device from the App Store / Google Play. Once installed, login to the app with the same details that you use to login to the computers in school.



You will now see a list of set homework under the **Upcoming / Past / Overdue** tabs.



If any homework has been set you can tap into it



To Upload your work, you will see an option to add comments, there is a paper clip to the left of this comments box, tap it and you will be asked to upload one of the following.

